

How do I view my coaches' certifications and requirements?

To view your coaches' certifications and requirements:

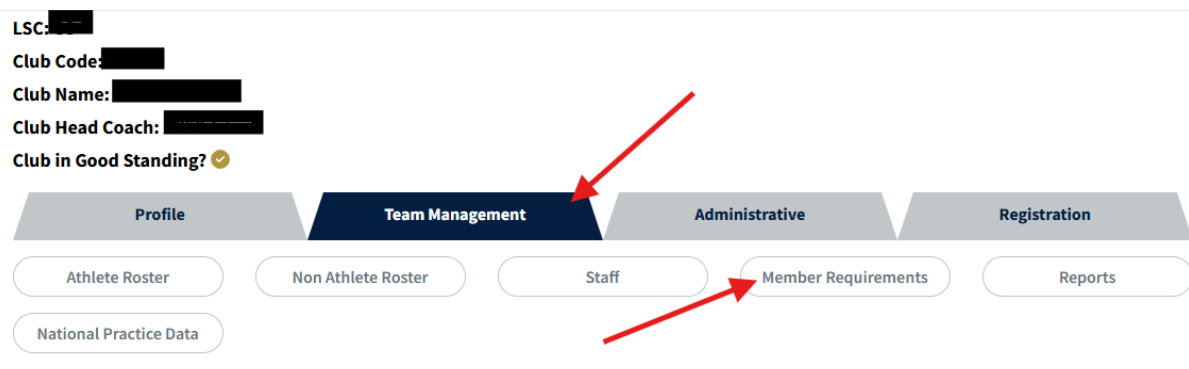
1. Log into your USAS account at hub.usaswimming.org

2. Click on "Club" from the top right navigation options and select "My Club" from the dropdown.



3. On the "View/Edit Club" page, click the gray "Team Management" button.

4. Click "Member Requirements."



5. Click the "Show" down arrow icon next to the staff member whose certifications and requirements you would like to view.

Member Requirements

PRINT REPORT

Filter By Registration Role

--

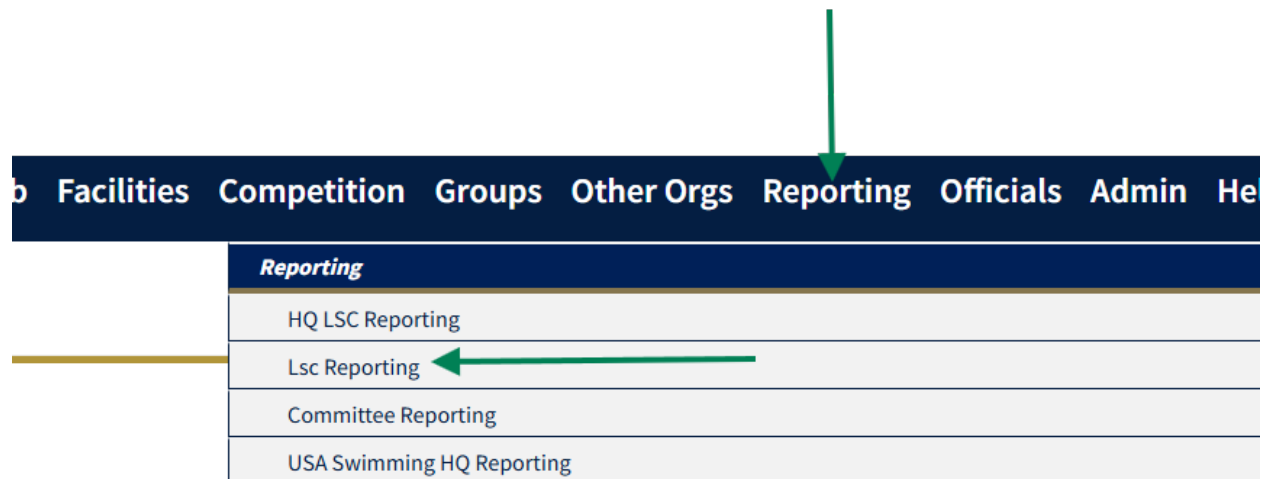
40 Members

NAME	REGISTRATION ROLE	EMAIL	IS IN GOOD STANDING?
[REDACTED]	Coach	[REDACTED]	⚠ No
[REDACTED]	Official	[REDACTED]	✔ Yes
[REDACTED]	Coach	[REDACTED]	✔ Yes
[REDACTED]	Official	[REDACTED]	✔ Yes

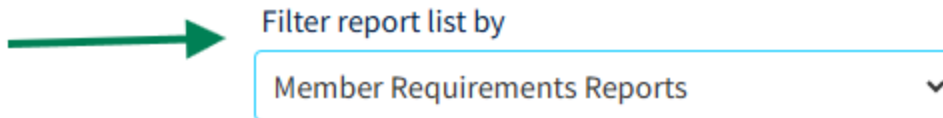
NAME	REGISTRATION ROLE	EMAIL	IS IN GOOD STANDING?
[REDACTED]	Coach	[REDACTED]	⚠ No
REQUIREMENT		DATE COMPLETED	EXPIRATION DATE
Athlete Protection Training (APT)			
Background Check (BGC)			
Coach's Advantage Tutorial by USADA (CAT)			
Concussion Protocol Training (CPT)			
Core Certification - Full Course		Not Required Yet	

You can also access the Reporting Tool to view requirements:

1. Access the Reporting tab on the top banner > LSC Reporting



2. Filter reports by "Member Requirements Reports"



- 3. Two reports you can view are
 - a. Member Requirements
 - b. Member Requirements Printable Report

LSC Reports

Filter report list by
Member Requirements Reports

REPORT NAME
Member Requirement
Member Requirement (Printable)